


TECHNICAL DATA SHEET

EK900

EASIKIT



BASE TENSION UNIT
(Tail)

4' (1.2m) SECTION
(Short)

8' (2.4m) SECTION
(Long)

HEAD DRIVE UNIT
(Head)

EK900 SECTIONS	Length (in)	Width (in)	Height (in)	Weight (lb)
Head Unit without motor (H)	59"	48"	12 1/4"	227
Head Unit with 3kW motor	59"	52"	12 1/4"	304
Base Tension Unit (T)	59"	40"	11 1/4"	245
4' (1.2m) Section	53"	37"	11 1/4"	115
8' (2.4m) Section	100"	37"	11 1/4"	212
Small Steel Hopper	31"	45"	12"	40
Medium Steel Hopper	37"	49"	19 3/4"	66

Length	Conveyor Section Combinations				Approx. Belt Length (ft)	Weight (lb)*
	Tail	Short	Long	Head		
9' (2.86m)	1	-	-	1	20' (6.1m)	556
13' (4.06m)	1	1	-	1	28' (8.5m)	704
17' (5.26m)	1	-	1	1	36' (10.9m)	834
21' (6.46m)	1	1	1	1	44' (13.3m)	981
25' (7.66m)	1	-	2	1	52' (15.7m)	1,109
29' (8.86m)	1	1	2	1	60' (18.1m)	1,257
33' (10.06m)	1	-	3	1	68' (20.5m)	1,387
37' (11.26m)	1	1	3	1	75' (22.9m)	1,535
41' (12.46m)	1	-	4	1	83' (25.3m)	1,665
45' (13.66m)	1	1	4	1	91' (27.7m)	1,812
49' (14.86m)	1	-	5	1	99' (30.1m)	1,942
Snub drum unit and 4kW 415v motor for lengths of 16.06m and over						
53' (16.06m)	1	1	5	1	107' (32.6m)	2,185
57' (17.26m)	1	-	6	1	115' (35m)	2,315
61' (18.46m)	1	1	6	1	123' (37.4m)	2,463
65' (19.66m)	1	-	7	1	131' (39.8m)	2,593
69' (20.86m)	1	1	7	1	139' (42.2m)	2,740
73' (22.06m)	1	-	8	1	146' (44.6m)	2,871
77' (23.26m)	1	1	8	1	154' (47m)	3,018
81' (24.46m)	1	-	9	1	162' (49.4m)	3,146
85' (25.66m)	1	1	9	1	170' (51.8m)	3,294
LONGER COMBINATIONS AVAILABLE						

*Weights provided include plain belt and motor.; Allow 4.9' (1.5m) extra belt length for vulcanized belt joints; Maximum length of conveyor depends on application.

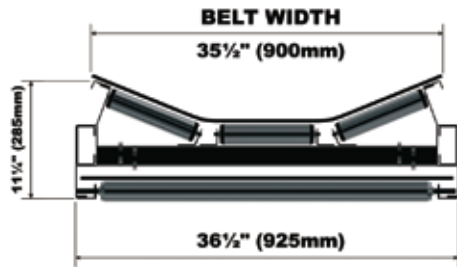
High Performance Modular Conveyors

EASIKIT modular conveyor systems offer an adaptable solution for virtually any application, being assembled with standard components and built to project-specific requirements.

- Same-Day Quotations
- Availability from Stock
- Supplied Ready-to-Assemble
- Adaptable Modular Design
- Fast Toggle Joints
- Durable Galvanized Construction
- **Safe by Design**

Ideal for construction work, processing, and composting.

EASIKIT



Head Drive Unit



Incorporating 7.5" (190mm) diameter crowned diamond rubber lagged drive drum welded on to machined shaft with 1.37" (35mm) diameter keyed extension for attaching gearbox and motor. Mounted in self aligning bearings and complete with tracking adjustment.

Snub Head Drive Unit



For longer conveyors (generally over 52' (16m) in length) with larger drive drum and snubbing roller. Incorporating 9.5" (240mm) diameter crowned diamond rubber lagged drive drum welded on to machined shaft with 1.65" (42mm) diameter keyed extension for attaching gearbox and motor. Mounted in self aligning bearings complete with tracking adjustment..

Intermediate Sections



4' (1.2m) long



or 8' (2.4m) long

Base Tension Unit




With 6.5" (165mm) diameter crowned slatted idler drum welded on to machined shaft and mounted in self aligning bearings. Large amount of screw tension allows easy fitting and removal of belt.

EK900

Construction. Folded mild steel sections forming parallel box side members with RHS cross-bracing, hot dip galvanized for durability. Simple joints with two locating spigots and hook-and-coupling assembly which can be tightened using spanner or bar.

Idlers




2" (50mm) diameter top rollers in sets at 24" (600mm) centers forming 20° 3-roll trough, bolted in slots to allow belt tracking adjustment.

Return Rollers



2" (50mm) diameter drop-in return rollers at 48" (1,200mm) centers.

Disc Return Rollers



Disc Return Rollers should be selected when using cleated belt. Fitted at 40" (1,000mm) centers.

**Also recommended for use on plain belt to prevent material build up when handling sticky or difficult materials.*

Belt Options

36" (900mm) wide 2-ply black rubber belts in the following styles:



a) **PLAIN** – for conveyors operating up to 20 degrees. Standard or Nitrile (oil resistant) for special applications.



b) **CHEVRON** –for conveyors operating up to 35 degrees. Fitted with 1/2" (15mm) chevron pattern.



c) **CLEATED** –for conveyors operating up to 45 degrees. Fitted with 2" (50mm) high cleats at 34" (860mm) pitch for conveyors operating at steeper inclines.